



US00D711369S

(12) **United States Design Patent**
Eriksson et al.

(10) **Patent No.:** **US D711,369 S**

(45) **Date of Patent:** **** Aug. 19, 2014**

(54) **TABLET COMPUTER**

(71) Applicants: **Thomas Eriksson**, Stocksund (SE);
Thomas Schaad, Stockholm (SE);
Jonas Bergfeldt, Stockholm (SE); **Dan McCormick**, Stockholm (SE)

(72) Inventors: **Thomas Eriksson**, Stocksund (SE);
Thomas Schaad, Stockholm (SE);
Jonas Bergfeldt, Stockholm (SE); **Dan McCormick**, Stockholm (SE)

(73) Assignee: **Neonode Inc.**, Santa Clara, CA (US)

(**) Term: **14 Years**

(21) Appl. No.: **29/432,924**

(22) Filed: **Sep. 22, 2012**

(51) **LOC (10) Cl.** **14-04**

(52) **U.S. Cl.**
USPC **D14/341**; D14/345

(58) **Field of Classification Search**
USPC D14/341-347, 137, 138 R, 138 AA,
D14/138 C, 138 G, 496, 203.1, 203.3, 203.4,
D14/203.7, 129, 130, 147, 218, 248, 389,
D14/388, 426, 420; D10/65, 104.1;
D18/6-7; D21/324, 329, 330;
455/556.1, 556.2, 566, 575.1, 90.3;
379/433.04, 433.01, 433.06, 916;
345/173, 901, 905; 361/679.26, 679.3,
361/679.55, 679.56

See application file for complete search history.

(56) **References Cited**

U.S. PATENT DOCUMENTS

D555,656 S * 11/2007 Bishop et al. D14/448
D585,444 S * 1/2009 Verschoor D14/345

D603,398 S * 11/2009 Watson et al. D14/345
D608,358 S * 1/2010 Ong D14/345
D638,836 S * 5/2011 Daniel D14/341
D650,781 S * 12/2011 Rashid et al. D14/341

(Continued)

Primary Examiner — Barbara Fox

(74) *Attorney, Agent, or Firm* — Soquel Group LLC

(57) **CLAIM**

The ornamental design for a tablet computer, as shown and described.

DESCRIPTION

FIG. 1 is a perspective view from the front of a tablet computer in an open position, showing our new design.

FIG. 2 is a perspective view from the back thereof in an open position;

FIG. 3 is a front view thereof in an open position;

FIG. 4 is a back view thereof in an open position;

FIG. 5 is a top view thereof in an open position;

FIG. 6 is a bottom view thereof in an open position;

FIG. 7 is a left side view thereof in an open position;

FIG. 8 is right side view thereof in an open position;

FIG. 9 is a front view thereof in a closed position;

FIG. 10 is a back view thereof in a closed position;

FIG. 11 is a perspective view from the top thereof in a closed position;

FIG. 12 is a first perspective view from the bottom thereof in a closed position;

FIG. 13 is a second perspective view from the bottom thereof in a closed position;

FIG. 14 is a top view thereof in a closed position;

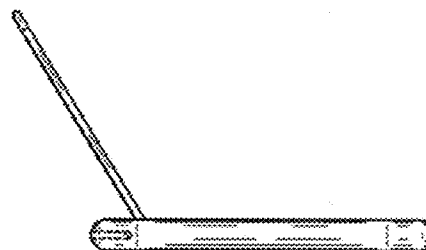
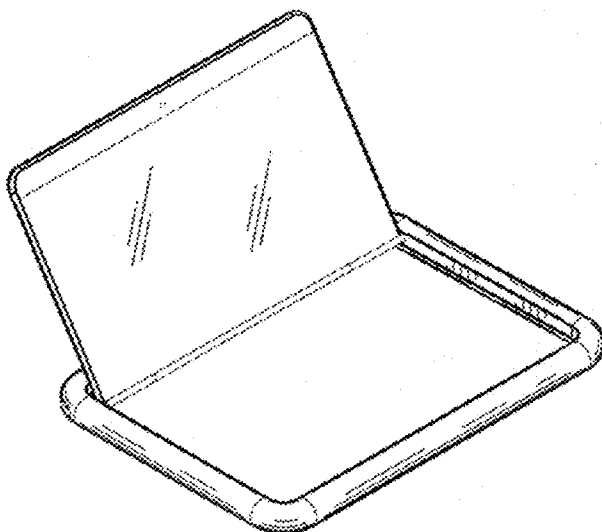
FIG. 15 is a bottom view thereof in a closed position;

FIG. 16 is a left side view thereof in a closed position; and,

FIG. 17 is a right side view thereof in a closed position.

The broken lines show portions of the tablet computer which form no part of the claimed design.

1 Claim, 17 Drawing Sheets



US D711,369 S

Page 2

(56)

References Cited

U.S. PATENT DOCUMENTS

D678,877 S	*	3/2013	Groene et al.	D14/341	
D696,253 S	*	12/2013	Akana et al.	D14/345	
D696,254 S	*	12/2013	Groene et al.	D14/345	
D656,137 S	*	3/2012	Chung et al.	D14/341	* cited by examiner




FIG. 1




FIG. 2

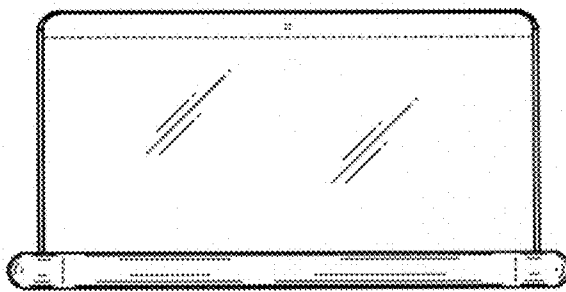


FIG. 3




FIG. 4

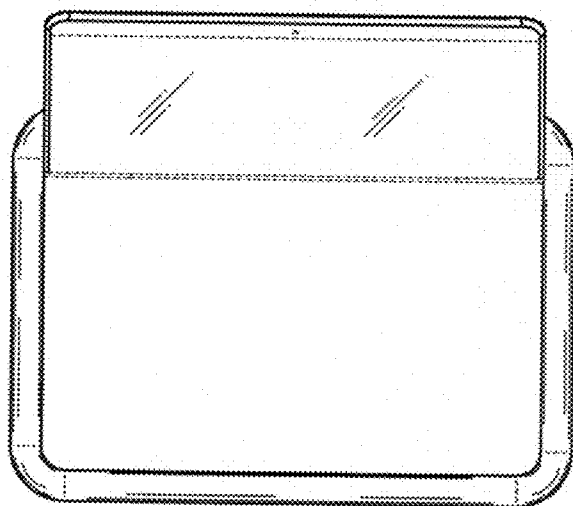


FIG. 5




FIG. 6

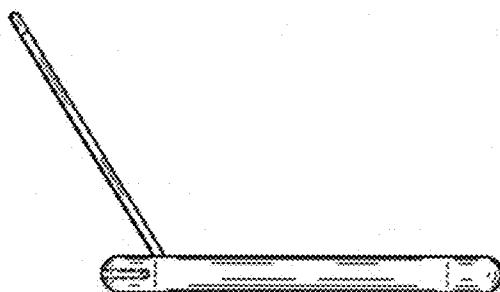


FIG. 7

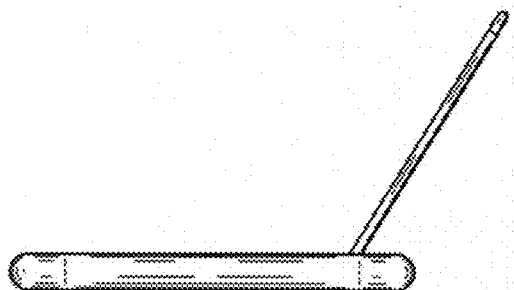


FIG. 8




FIG. 9



FIG. 10

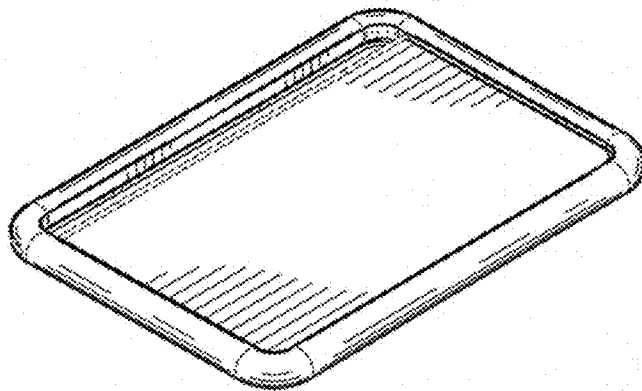


FIG. 11

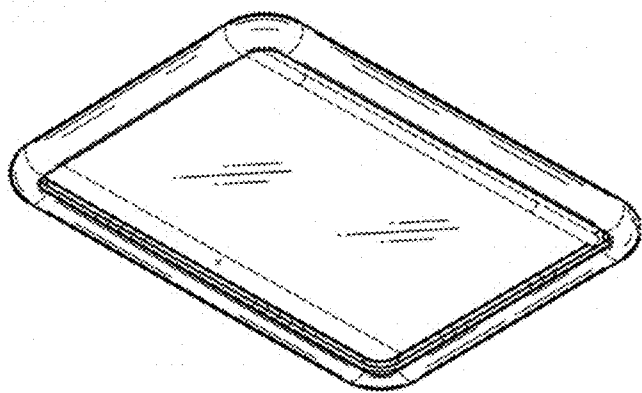


FIG. 12

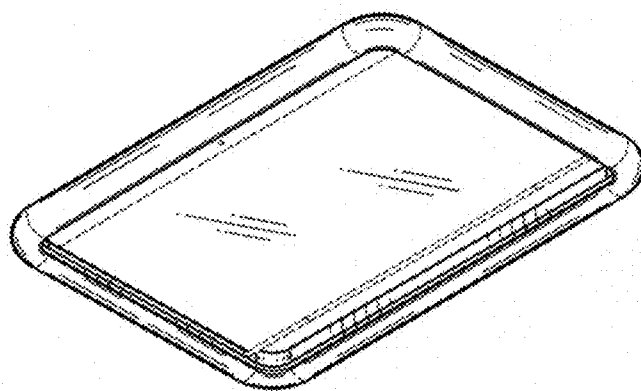


FIG. 13




FIG. 14

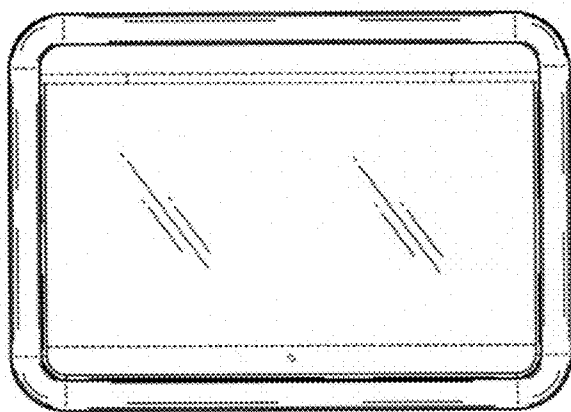


FIG. 15



FIG. 16




FIG. 17