



US008548134B2

(12) **United States Patent**
Ron et al.

(10) **Patent No.:** **US 8,548,134 B2**
(45) **Date of Patent:** **Oct. 1, 2013**

(54) **DIGITAL PHOTO FRAME WITH DIAL-A-TAG FUNCTIONALITY**

(75) Inventors: **Uri Ron**, Tel Aviv (IL); **Ran Ne'man**, Ramat Gan (IL); **Sigalit Klimovsky**, Tel Aviv (IL); **Eyal Bychkov**, Hod Hasharon (IL)

(73) Assignee: **Google Inc.**, Mountain View, CA (US)

(*) Notice: Subject to any disclaimer, the term of this patent is extended or adjusted under 35 U.S.C. 154(b) by 0 days.

5,875,239	A *	2/1999	Koralewski et al.	379/142.15
5,893,037	A	4/1999	Reele et al.		
5,907,815	A	5/1999	Grimm et al.		
6,188,917	B1	2/2001	Laureanti		
6,201,867	B1	3/2001	Koike		
6,243,578	B1	6/2001	Koike		
6,477,357	B1	11/2002	Cook		
6,516,202	B1	2/2003	Hawkins et al.		
6,640,113	B1	10/2003	Shim et al.		
6,690,947	B1	2/2004	Tom		
6,898,283	B2	5/2005	Wycherley et al.		
6,907,264	B1	6/2005	Sterkel		
6,999,792	B2	2/2006	Warren		
7,085,542	B2	8/2006	Dietrich et al.		
7,194,285	B2	3/2007	Tom		
7,196,718	B1 *	3/2007	Barbeau et al.	348/14.02

(Continued)

(21) Appl. No.: **13/612,863**

(22) Filed: **Sep. 13, 2012**

(65) **Prior Publication Data**

US 2013/0017808 A1 Jan. 17, 2013

Related U.S. Application Data

(62) Division of application No. 12/349,522, filed on Jan. 7, 2009, now Pat. No. 8,295,454.

(51) **Int. Cl.**
H04M 11/00 (2006.01)

(52) **U.S. Cl.**
USPC **379/93.23**; 379/142.06; 455/415;
455/566

(58) **Field of Classification Search**
USPC 455/566, 415; 379/93.23, 142.04-142.06
See application file for complete search history.

(56) **References Cited**

U.S. PATENT DOCUMENTS

5,625,673	A	4/1997	Grewe et al.
5,628,055	A	5/1997	Stein
5,809,115	A	9/1998	Inkinen

FOREIGN PATENT DOCUMENTS

EP	1871075	A1	12/2007
JP	09-083630	A	3/1997

(Continued)

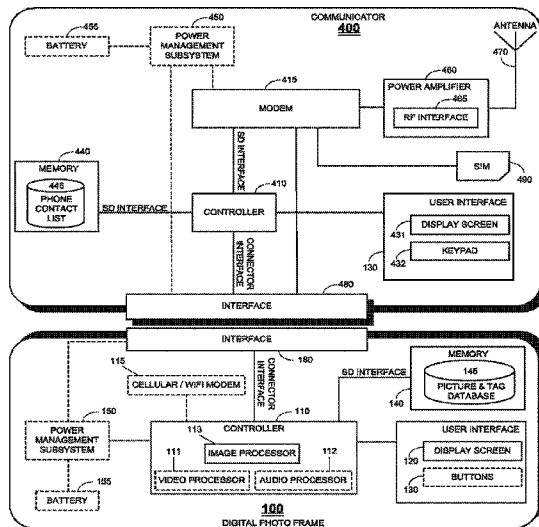
Primary Examiner — Simon Sing

(74) Attorney, Agent, or Firm — Soquel Group LLC

(57) **ABSTRACT**

A digital photo frame, including a memory for storing a plurality of digital photos, and tags associated with the digital photos, where a tag for a digital photo corresponds to an object appearing in the digital photo, a screen for displaying the digital photos, an interface for making connection with a communicator, wherein the communicator includes a storage for storing a contact list of phone numbers for objects, and a controller, coupled with the memory and the interface, for rendering one of the plurality of digital photos on the screen, and for instructing the communicator via the interface (i) to identify the phone number of a selected object, and (ii) to dial the identified phone number, in response to user activation of a tag associated with the rendered digital photo and corresponding to the selected object.

9 Claims, 11 Drawing Sheets



(56)

References Cited

U.S. PATENT DOCUMENTS

7,206,612 B2 * 4/2007 Suzuki 455/567
 7,266,391 B2 9/2007 Warren
 7,477,919 B2 1/2009 Warren
 7,505,579 B2 3/2009 Choi
 7,515,937 B2 4/2009 Lee
 7,606,564 B2 * 10/2009 Jin 455/418
 7,620,058 B2 11/2009 Gorti et al.
 7,831,141 B2 11/2010 Wassingbo et al.
 8,208,618 B2 * 6/2012 Bae et al. 379/216.01
 2001/0027098 A1 10/2001 Suzuki
 2002/0090980 A1 7/2002 Wilcox et al.
 2002/0151327 A1 10/2002 Levitt
 2004/0184596 A1 9/2004 Choi
 2004/0233930 A1 11/2004 Colby, Jr.
 2004/0268005 A1 12/2004 Dickie
 2005/0159184 A1 7/2005 Kerner et al.
 2005/0181774 A1 8/2005 Miyata
 2006/0003804 A1 1/2006 Liu
 2006/0031897 A1 * 2/2006 Pulitzer 725/100
 2006/0105722 A1 5/2006 Kumar
 2006/0170669 A1 8/2006 Walker et al.
 2006/0190321 A1 8/2006 Martins Nicho et al.

2006/0241353 A1 10/2006 Makino et al.
 2007/0004450 A1 1/2007 Parikh
 2007/0018957 A1 1/2007 Seo
 2007/0079030 A1 4/2007 Okuley et al.
 2007/0081643 A1 4/2007 Divine
 2007/0161404 A1 7/2007 Yasujima et al.
 2007/0288583 A1 12/2007 Rensin et al.
 2007/0296739 A1 12/2007 Lonn
 2008/0009325 A1 1/2008 Zinn et al.
 2008/0040354 A1 2/2008 Ray et al.
 2008/0040716 A1 2/2008 Lam et al.
 2008/0140886 A1 6/2008 Izutsu
 2008/0299905 A1 12/2008 Kumar
 2009/0006484 A1 1/2009 Wang
 2009/0197621 A1 * 8/2009 Book 455/457
 2009/0268888 A1 10/2009 Hsu et al.
 2009/0290697 A1 * 11/2009 Adams 379/142.04
 2009/0318194 A1 12/2009 Alberth, Jr.

FOREIGN PATENT DOCUMENTS

WO 9421058 A1 9/1994
 WO 0059247 A1 10/2000
 WO 0186922 A1 11/2001
 WO 03103174 A1 12/2003

* cited by examiner



FIG. 1

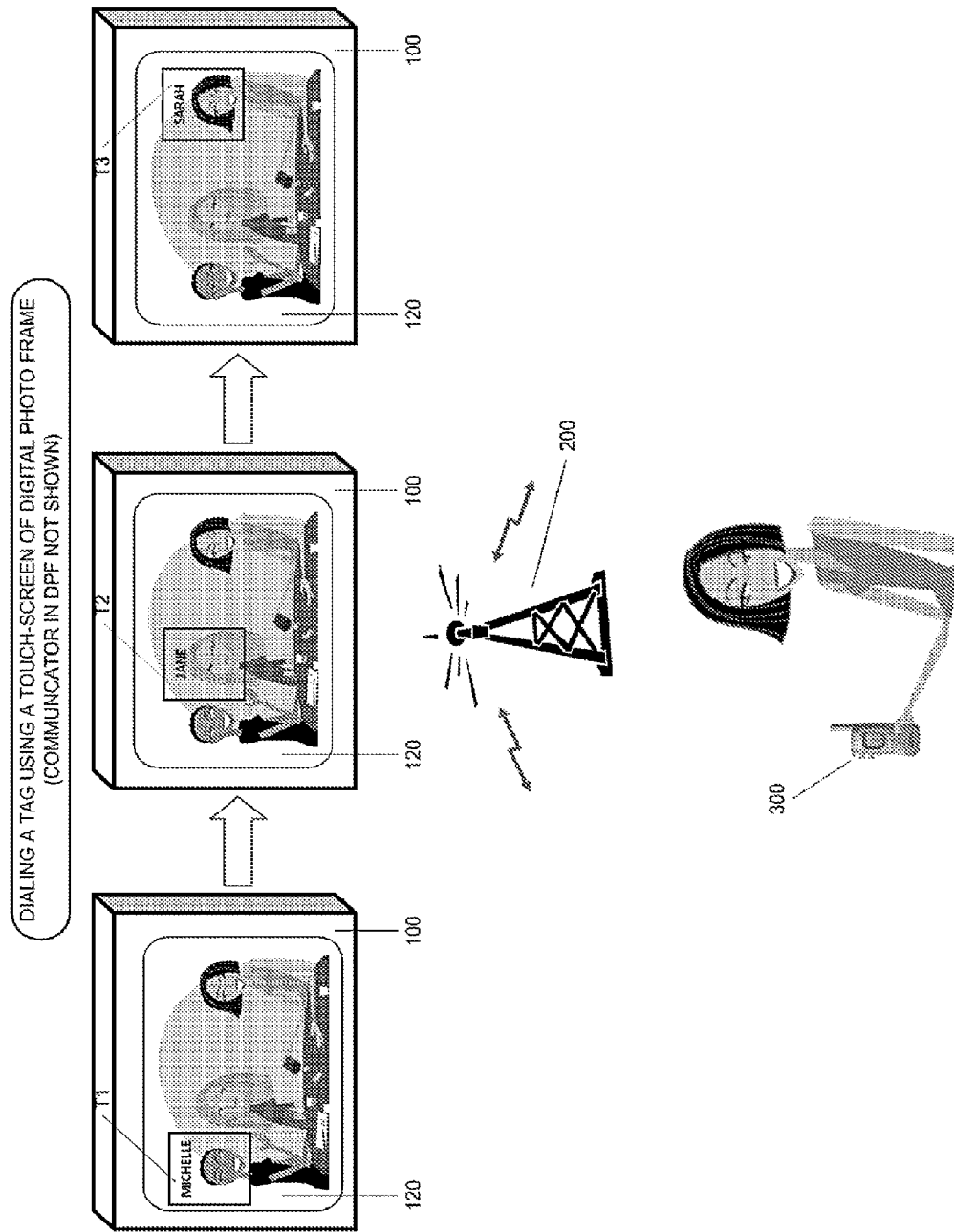


FIG. 2

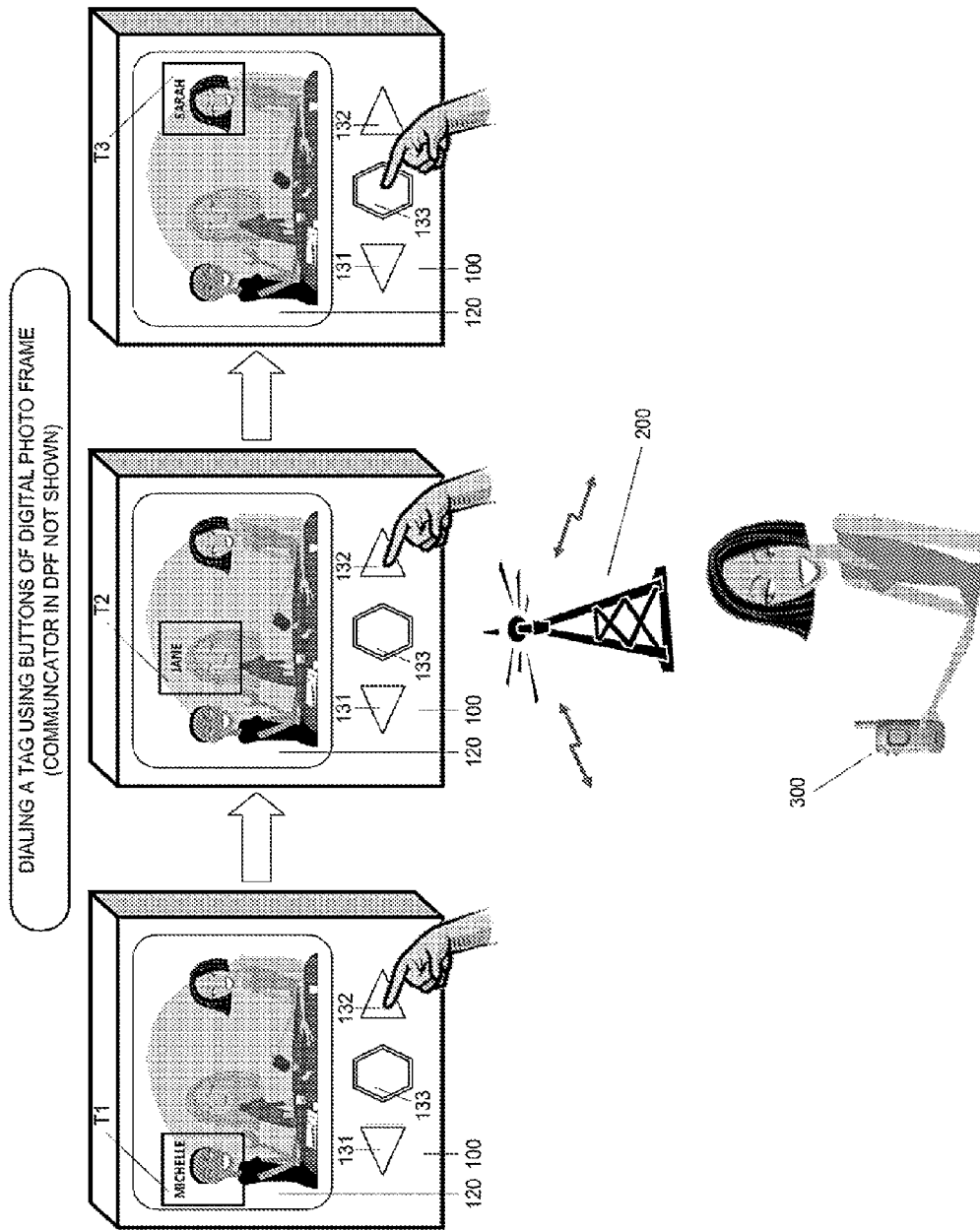


FIG. 3

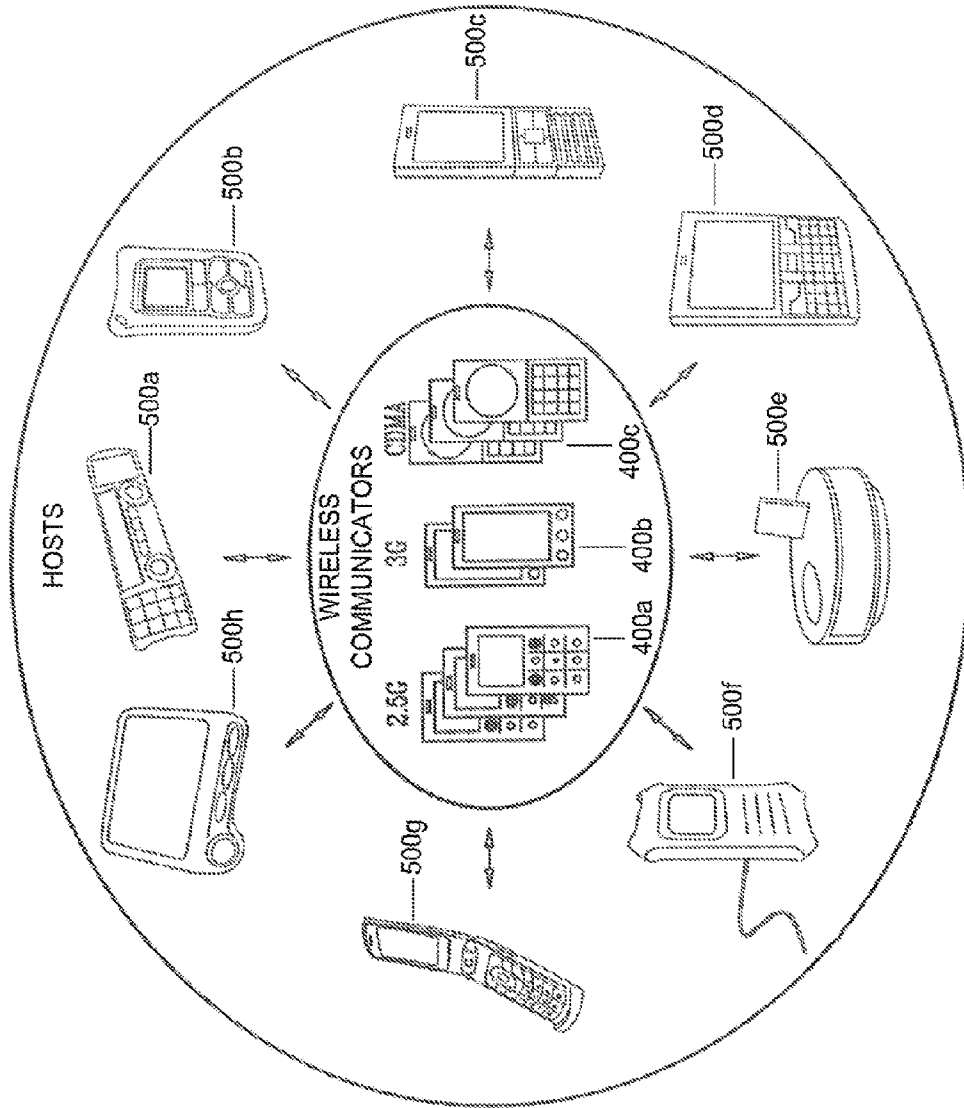


FIG. 4

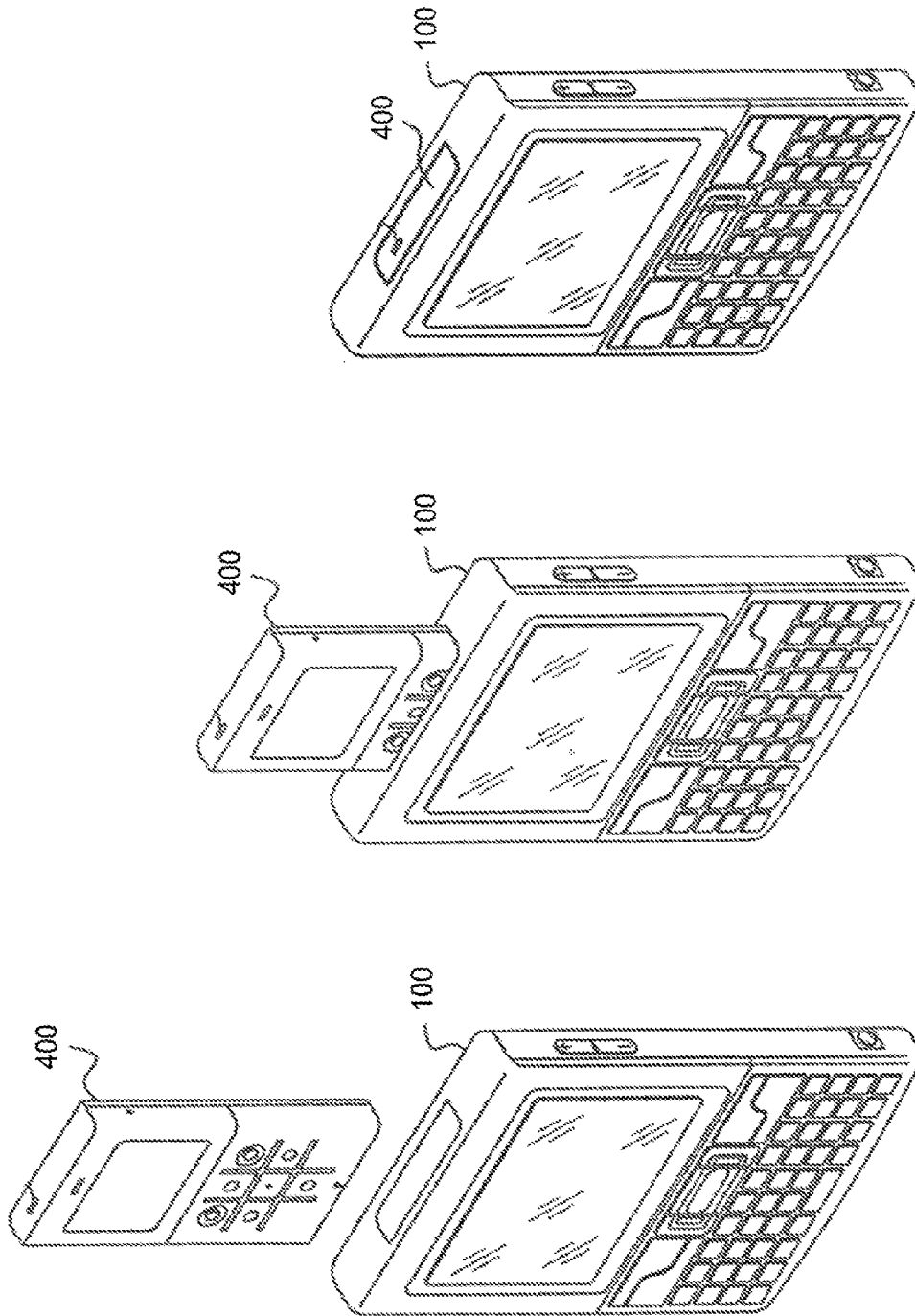


FIG. 5

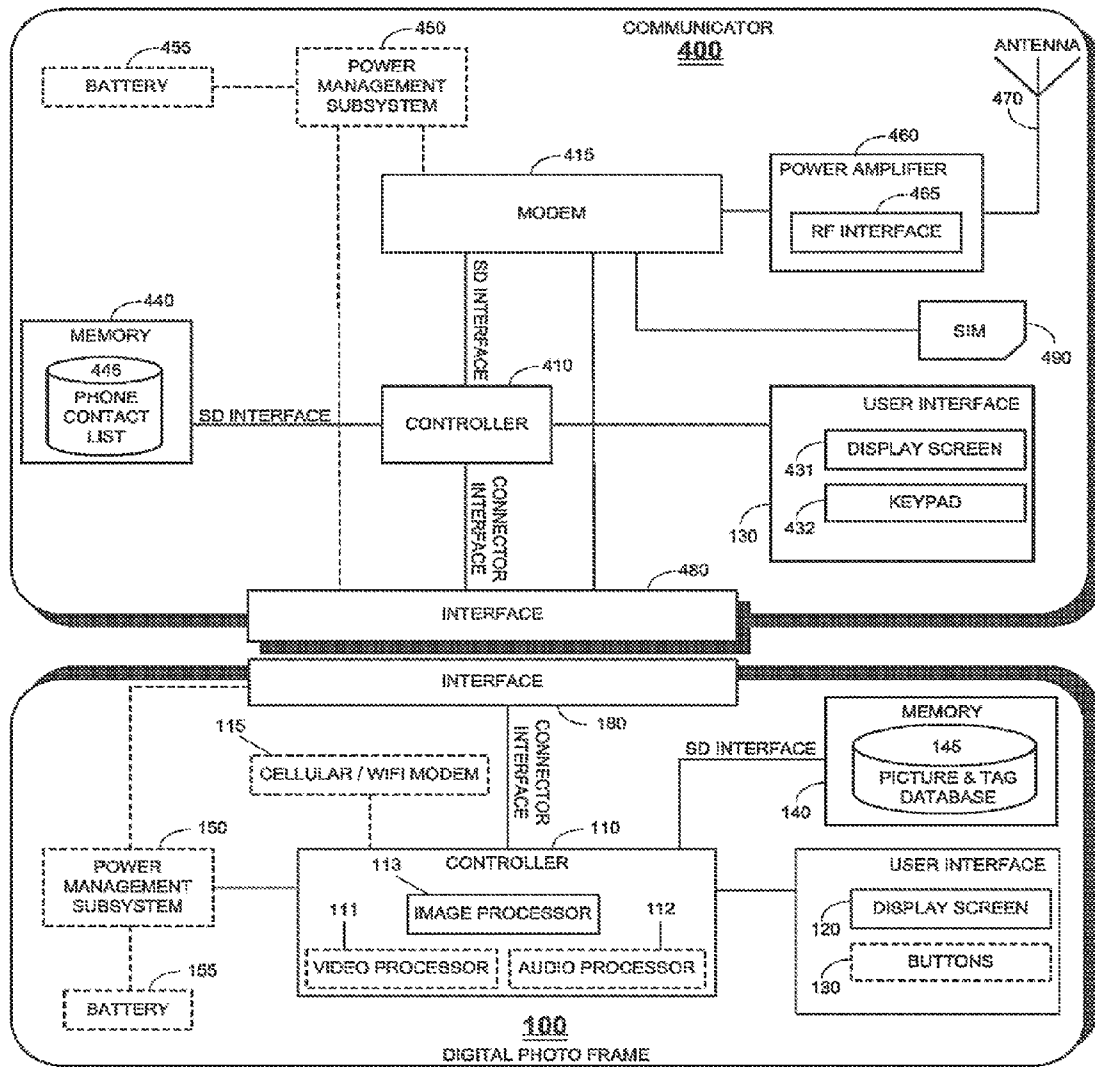


FIG. 6

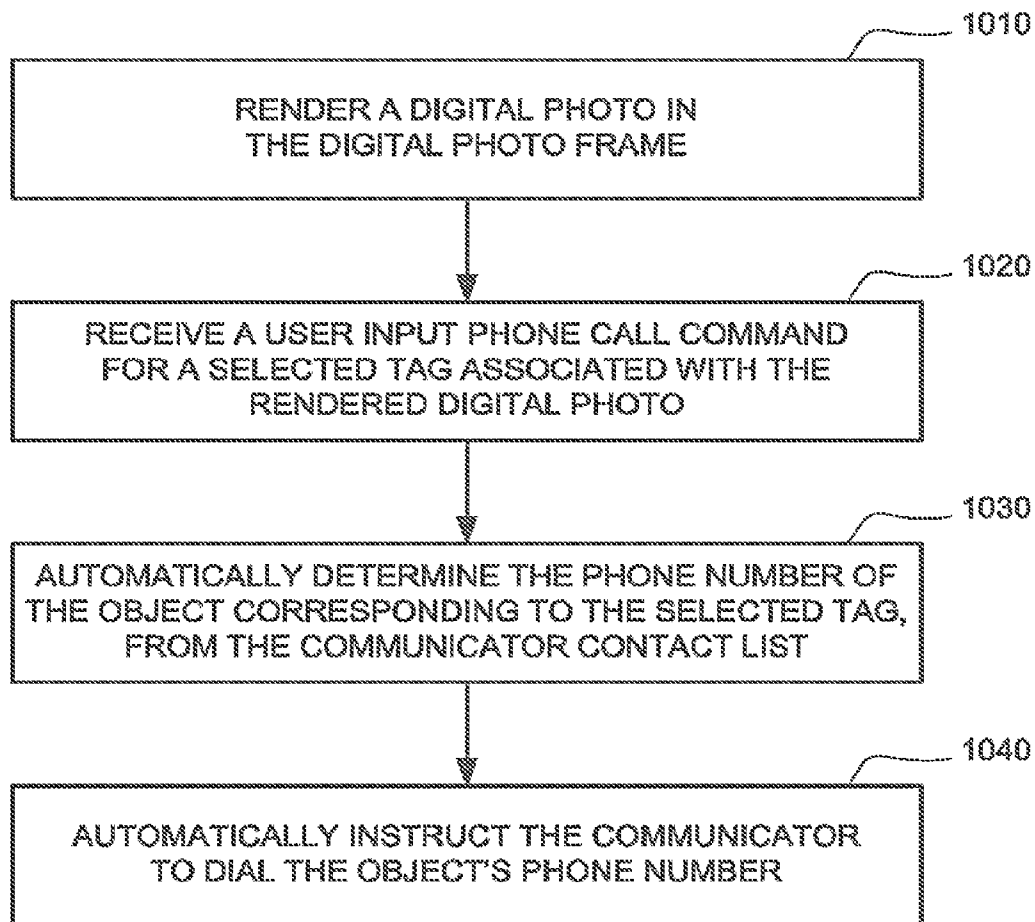


FIG. 7

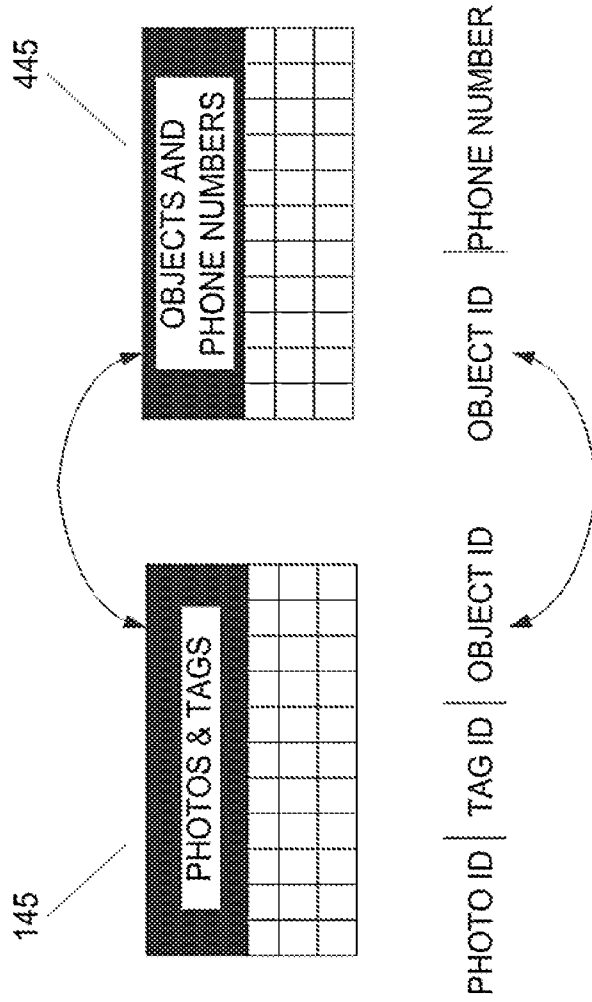


FIG. 8

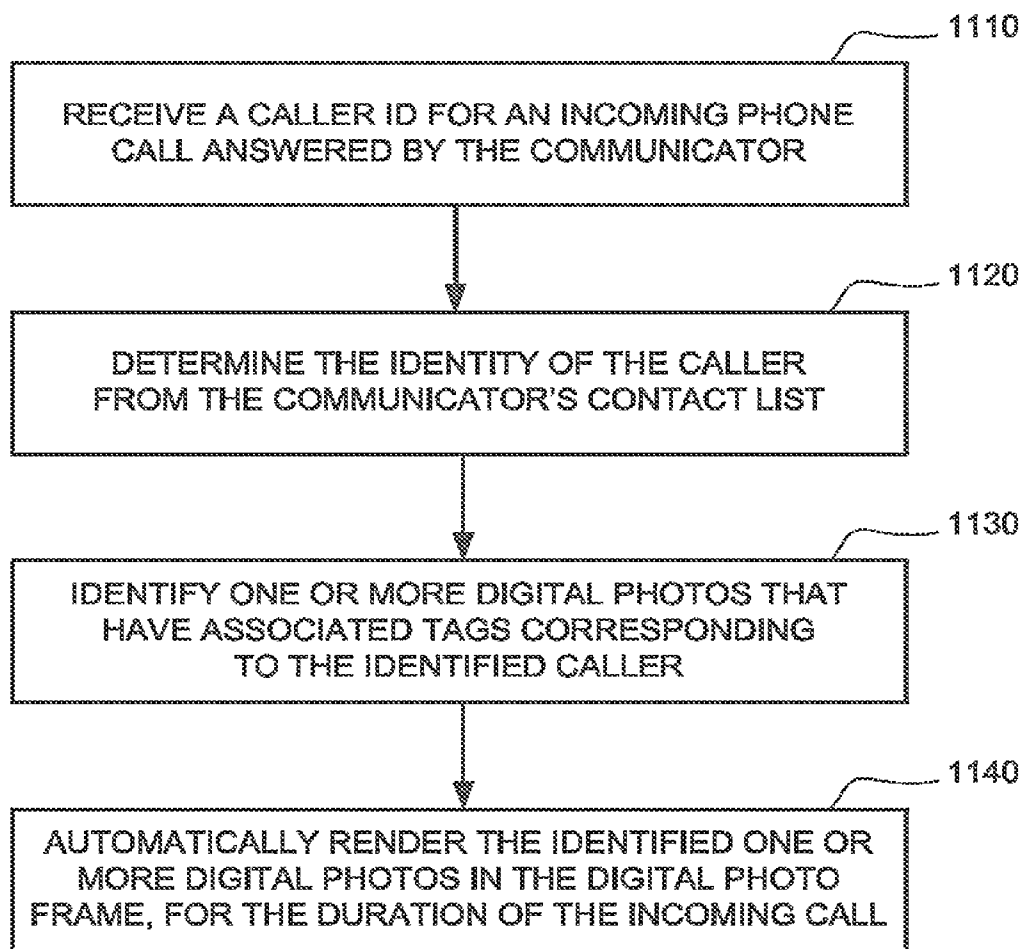


FIG. 9

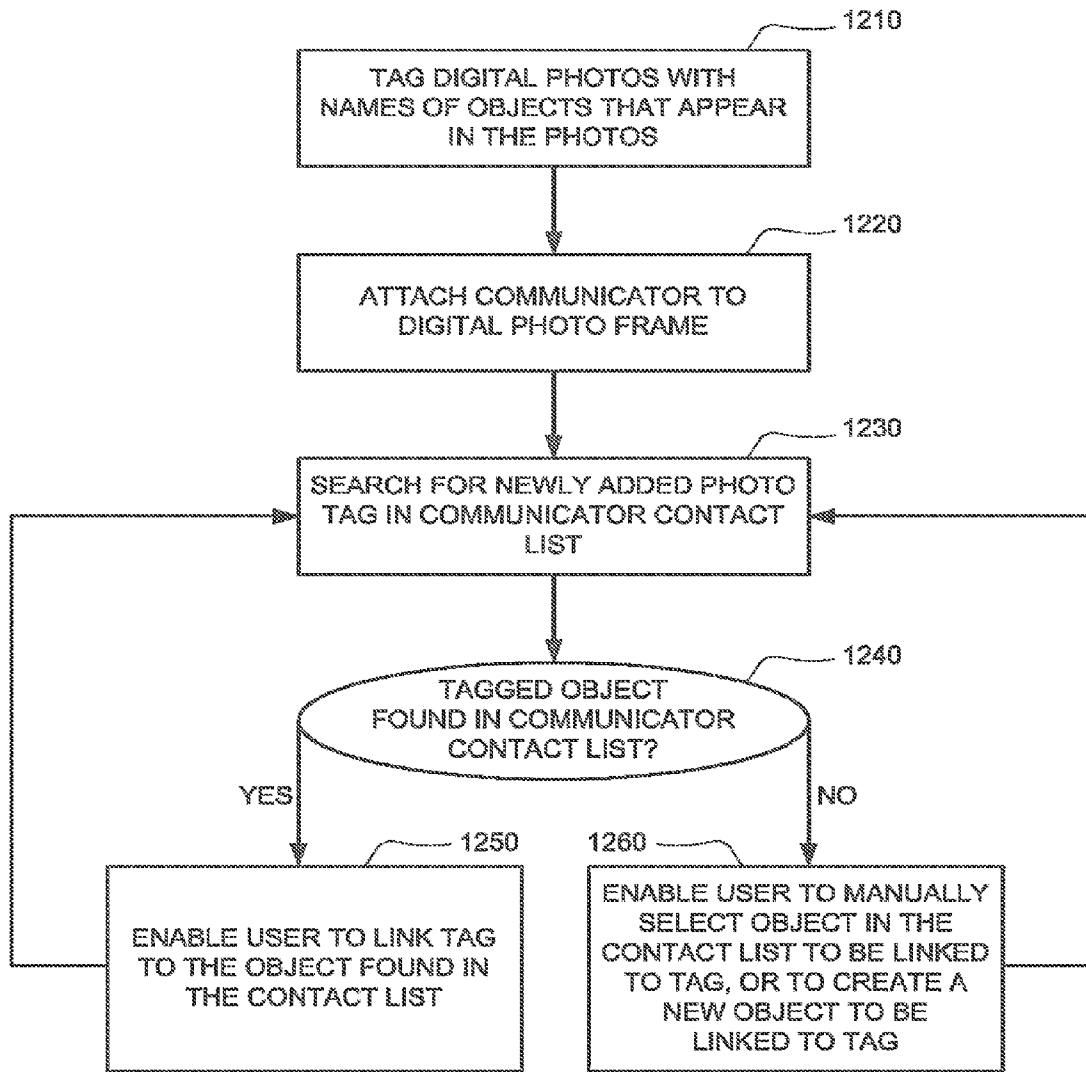


FIG. 10

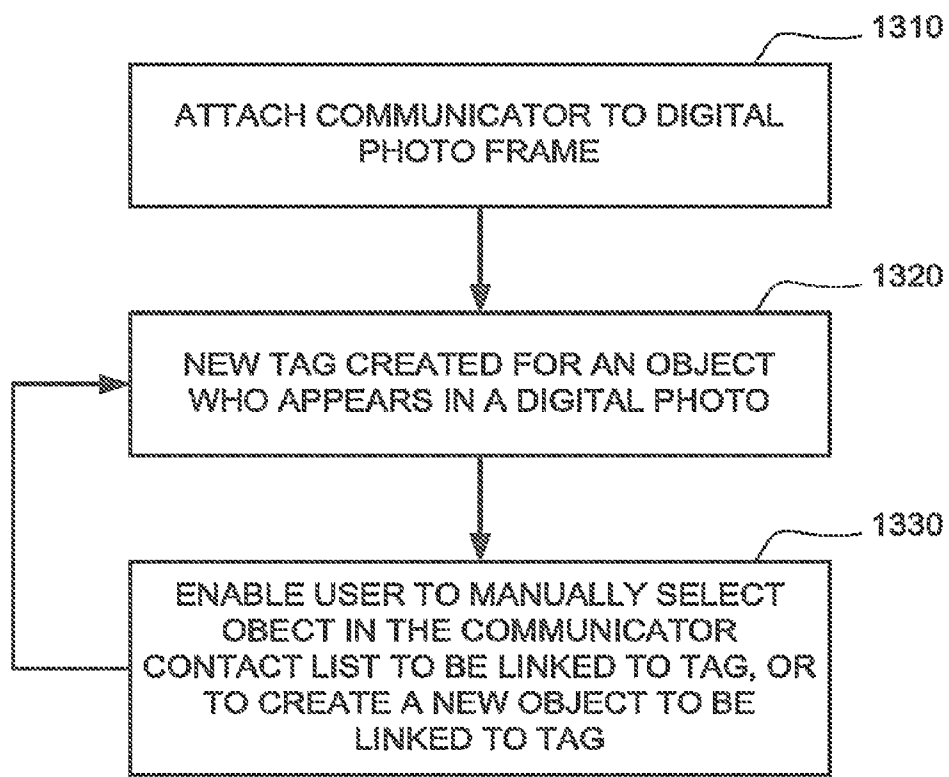


FIG. 11

DIGITAL PHOTO FRAME WITH DIAL-A-TAG FUNCTIONALITY

FIELD OF THE INVENTION

The present invention relates to wireless communication and digital photo frames.

BACKGROUND OF THE INVENTION

Most digital photo organizers today associate tags with photos from a user's digital photo archive. A tag is a keyword used to describe and categorize a photo. When digital photos are tagged, a user can issue a search query having one or more tags, and the digital photo organizer searches for all digital photos having the one or more tags associated therewith.

Tags are especially useful for identifying objects appearing in digital photos. Objects may be inter alia people, business establishments, organizations, governments and municipalities, geographical sites, entertainment services and information services. Such tags are referred to as "name tags". If photos are tagged with name tags corresponding to objects appearing therein, then a user can easily search for and locate all of his photos in which a designated object appears, even for very large digital photo archives. Many familiar web-based image applications and social networks use name tags, including Picasa® Web Albums operated by Google Inc. of Mountainview, Calif., and Facebook® operated by Facebook, Inc. of Palo Alto, Calif.

Tagging photos with tags corresponding to objects may be done manually by a user, automatically by object recognition software such as the OKAO Vision™ face sensing software developed and marketed by OMRON Corporation of Kyoto, Japan, or the Face Sensing Engine developed and marketed by Oki Electric Industry Co., Ltd. of Tokyo, Japan.

A "digital photo frame" is an electronic device that digital photos in a photo frame, generally in a slide show fashion with an adjustable transition time. Digital photo frames include a video engine and microprocessor which processes JPEG images, controls power management, and controls a user interface. Some digital photo frames also support movie clips, audio and text. For such digital photo frames, the video engine and microprocessor also decodes MPEG videos and handles audio processing for up to two channels, the audio processing including digital to analog audio conversion and audio amplification.

Digital photo frames are controlled via a user interface. The user interface may include buttons, remote control, and touch control. The Shogo SG 080 digital photo frame manufactured and distributed by RealEase Limited of Hong Kong, and the Ality PF-T150 digital photo frame manufactured and distributed by Mustek, Inc. of Taiwan have touch-sensitive display screens.

Many digital photo frames include internal memory for storing digital photos. Such digital photo frames generally enable users to load photos to the memory via a USB connection. Many digital frames are able to render and display digital photos directly from a camera memory card.

Some digital photo frames are networked and support wireless communication such as Wi-Fi or broadband or phone line. Such digital photo frames load photos over the Internet from RSS feeds, from e-mail attachments, and from photo sharing sites such as Flickr® operated by Yahoo! Inc of Sunnyvale, Calif., and Picasa® Web Albums. Ceiva Logic, Inc. of Burbank, Calif. manufactures and distributes a digital photo frame, and offers PicturePlan®, which is a monthly service for downloading photos over a phone line. The Ceiva

digital photo frame optionally supports wireless connectivity. Sony Corporation of Tokyo, Japan manufactures and distributes a VAIO® WiFi Photo Frame, Model VGF-CP1, with wireless connectivity. Ality Limited of Hong Kong manufactures and distributes a Wireless PIXXA™ digital photo frame with wireless connectivity. The DF7700 digital photo frame manufactured and distributed by Parrot SA of Paris, France, and the Vodafone 520 photo frame manufactured and distributed by Vodafone Group plc of Berkshire, England, have cellular connectivity. The DF7700 and the Vodafone 520 digital photo frames have slots for SIM cards and, as such, have their own phone numbers that can be used for sending photos to the digital photo frames.

SUMMARY OF THE DESCRIPTION

Aspects of the present invention relate to an enhanced digital photo frame to which a wireless communicator may be attached, generally by inserting the communicator into the digital photo frame such that the communicator is fully or partially enclosed therewithin. When the communicator is attached to the digital photo frame, the photo frame has the capability to make an outgoing phone call to an object appearing in a digital photo that is rendered in the photo frame; and to render digital photos that have a caller appearing therein, when an incoming phone call is received from the caller.

Embodiments of the present invention operate by joining a photo and tag database from the digital picture frame, with a contact list database from the communicator.

There is thus provided in accordance with an embodiment of the present invention a digital photo frame, including a memory for storing a plurality of digital photos, and tags associated with the digital photos, where a tag for a digital photo corresponds to an object appearing in the digital photo, a screen for displaying the digital photos, an interface for making connection with a communicator, wherein the communicator includes a storage for storing a contact list of phone numbers for objects, and a controller, coupled with the memory and the interface, for rendering one of the plurality of digital photos on the screen, and for instructing the communicator via the interface (i) to identify the phone number of a selected object, and (ii) to dial the identified phone number, in response to user activation of a tag associated with the rendered digital photo and corresponding to the selected object.

There is additionally provided in accordance with an embodiment of the present invention a method for communication using a digital photo frame, including rendering a digital photo, the digital photo having one or more tags associated therewith, wherein a tag for a digital photo corresponds to an object appearing in the photo, receiving a user input phone call command for a selected one of the tags associated with the rendered digital photo, and in response to the receiving automatically determining a phone number for the object corresponding to the selected tag, and automatically dialing the phone number for the object corresponding to the selected tag.

There is further provided in accordance with an embodiment of the present invention a method for communication using a digital photo frame, including rendering a digital photo, the digital photo having one or more tags associated therewith, wherein a tag for a digital photo corresponds to an object appearing in the photo, automatically determining phone numbers corresponding to the one or more tags, receiving a user input phone call command for a selected one of the tags associated with the rendered digital photo, and in response to the receiving, automatically dialing the phone number for the object corresponding to the selected tag.

There is yet further provided in accordance with an embodiment of the present invention a method for linking tags associated with digital photos to objects in a contact list, by a digital photo frame, including associating tags with a plurality of digital photos, where a tag for a digital photo corresponds to an object appearing in the digital photo, accessing a contact list of phone numbers for objects, automatically searching for the object corresponding to one of the tags within the contact list, and if the object corresponding to one of the tags is located within the contact list, then automatically enabling a user to assign the object's phone number to the tag, and if the object corresponding to one of the tags is not located within the contact list, then enabling a user to assign an existing object or a new object to the tag.

There is moreover provided in accordance with an embodiment of the present invention a method for linking tags associated with digital photos to objects in a contact list, by a digital photo frame, including associating a tag with a digital photo, the tag corresponding to an object appearing in the digital photo, accessing a contact list of phone numbers for objects, automatically enabling a user to assign one of the objects in the contact list to the tag, or to add a new object and phone number to the contact list and to assign the new object to the tag, and in response to the user activating the tag, automatically dialing the phone number of the object assigned to the tag.

There is additionally provided in accordance with an embodiment of the present invention a digital photo frame, including a memory for storing a plurality of digital photos, and tags associated with the digital photos, where a tag for a digital photo corresponds to an object appearing in the digital photo, a screen for displaying the digital photos, an interface for making connection with a communicator, wherein the communicator includes a storage for storing a contact list of phone numbers for objects, and a controller, coupled with the memory and the interface, for receiving a caller ID for an incoming call answered by the communicator, for identifying an object in the contact list whose phone number matches the caller ID, for identifying one or more of the plurality of digital photos that have an associated tag corresponding to the identified object, and for rendering the identified digital photos on said screen while the incoming call is in progress.

There is further provided in accordance with an embodiment of the present invention a method for communication using a digital photo frame, including receiving a caller ID for an incoming phone call, automatically determining the identity of the caller, automatically identifying one or more digital photos that have tags corresponding to the caller, wherein a tag for a digital photo corresponds to an object appearing in the photo, and automatically rendering the identified one or more digital photos while the incoming call is in progress.

BRIEF DESCRIPTION OF THE DRAWINGS

The present invention will be more fully understood and appreciated from the following detailed description, taken in conjunction with the drawings in which:

FIG. 1 is a simplified illustration of a digital photo frame and a communicator attached thereto, in accordance with an embodiment of the present invention;

FIG. 2 is a simplified illustration of a digital photo frame with dial-a-tag functionality via a touch screen, in accordance with an embodiment of the present invention;

FIG. 3 is a simplified illustration of a digital frame with dial-a-tag functionality via user interface buttons, in accordance with an embodiment of the present invention;

FIG. 4 is an illustration of a communication system with communicators and hosts operative in accordance with an embodiment of the present invention;

FIG. 5 is an illustration of a communicator being inserted into a host, in accordance with an embodiment of the present invention;

FIG. 6 is a simplified block diagram of a communicator and a digital photo frame, in accordance with an embodiment of the present invention;

FIG. 7 is a simplified flowchart of a method of making an outgoing phone call, via a communicator, by a digital photo frame, in accordance with an embodiment of the present invention;

FIG. 8 is a simplified diagram of joining of a digital photo database for a digital photo frame with a contact list database for a communicator, in accordance with an embodiment of the present invention;

FIG. 9 is a simplified flowchart of a method of receiving an incoming phone call, via a communicator, by a digital photo frame, in accordance with an embodiment of the present invention;

FIG. 10 is a simplified flowchart of a method for tagging objects appearing in photos when a communicator is not attached to a digital photo frame, and linking the photo tags to phone numbers when the communicator is subsequently attached to the digital photo frame, in accordance with an embodiment of the present invention; and

FIG. 11 is a simplified flowchart of a method for tagging objects appearing in photos and linking the photo tags to phone numbers, when a communicator is attached to a digital photo frame, in accordance with an embodiment of the present invention.

DETAILED DESCRIPTION

Aspects of the present invention relate to a digital photo frame with "dial-a-tag" functionality, as shown in FIG. 1 in accordance with an embodiment of the present invention. The dial-a-tag functionality is available when a communicator 400 is attached to a digital photo frame 100. The dial-a-tag functionality enables a user to make an outgoing call via communicator 400 to an object appearing in a digital photo rendered in digital photo frame 100, by simply activating a tag associated with the digital photo, where the activated tag corresponds to the object. Activation of a tag is performed by using buttons to advance through the tags associated with the rendered digital photo and selecting one of the tags. Alternatively, for digital photo frames with touch-sensitive screens, activation of a tag is performed by touching an area of the touch-sensitive screen where the object corresponding to the tag appears in the rendered digital photo.

Further aspects of the invention enable a user to manually mark areas on the digital photo frame screen, and thereby create new tags.

Yet further aspects of the present invention enable the digital photo frame to display digital photos with a caller appearing therein, when an incoming call is received from the caller via the communicator.

Reference is made to FIG. 2, which is a simplified illustration of a digital photo frame with dial-a-tag functionality via a touch screen, in accordance with an embodiment of the present invention. Shown in FIG. 2 is a digital photo frame 100 with a touch-sensitive screen 120. A wireless communicator (not shown) is attached to digital photo frame 100. The communicator makes outgoing phone calls and receives incoming phone calls. Moreover, digital photo frame 100 is able to instruct the communicator to make outgoing calls.

Touch-sensitive screen **120** is shown rendering a digital photo with three people appearing in the photo. Correspondingly, three tags were previously associated with the digital photo; namely, a tag **T1** for Michelle, a tag **T2** for Jane, and a tag **T3** for Sarah.

If a user touches touch-sensitive screen **120** at a display area corresponding to tag **T3**, the digital photo frame automatically instructs the communicator to make an outgoing phone call over a wireless network **200** to Sarah's phone **300**. Similarly, if the user touches touch-sensitive screen **120** at a display area corresponding to tag **T1**, the digital photo frame instructs the communicator to make a phone call to Michelle's phone, and similarly for tag **T2**. This functionality is referred to herein as "dial-a-tag" functionality.

In alternative embodiments of the present invention, touching of a tag, say tag **T3**, triggers sending an e-mail message to Sarah, or sending an SMS message, or sending an MMS message. Although the description hereinbelow refers to making and receiving phone calls, those skilled in the art will appreciate that other forms of communication may be sent and received, including inter alia e-mail messages, SMS messages and MMS messages.

Digital photo frame **100** is also responsive to incoming calls. When the communicator receives an incoming call over wireless network **200** from a caller's phone **300**, digital photo frame **100** uses the caller ID to identify digital photos that have the caller appearing therein. Digital photo frame **100** renders the identified digital photos on screen **120** while the incoming call is in progress. Thus when the communicator receives an incoming call, say, from Sarah, digital photo frame **100** renders one or more digital photos that have Sarah appearing therein, during the call, in a slide show fashion.

As mentioned above, digital photo frame **100** may be responsive to other forms of incoming communication, including inter alia e-mail messages, SMS messages and MMS messages.

Moreover, digital photo frame **100** is responsive to conference calls. During a conference call, digital photo frame **100** displays digital photos with having some or all of the conference call participants appearing therein, in a slide show fashion.

Thus it will be appreciated that digital photo frame **100** integrates with the communicator, when the communicator is attached thereto, so as to coordinate display of digital photos with the object(s) at the other end of an outgoing or incoming call.

Reference is made to FIG. **3**, which is a simplified illustration of a digital frame **100** with dial-a-tag functionality via user interface buttons, in accordance with an embodiment of the present invention. As in FIG. **2**, the wireless communicator (not shown) is attached to digital photo frame **100**. Whereas the dial-a-tag functionality in FIG. **2** is activated by touching screen **120**, the dial-a-tag functionality in FIG. **3** is activated by use of buttons **131**, **132**, **133**. Buttons **131** and **132** are used to advance forward and backward through tags **T1**, **T2** and **T3**. As shown in FIG. **3**, pressing on button **132** when tag **T1** is highlighted advances to tag **T2**. Pressing on button **132** when tag **T2** is highlighted advances to tag **T3**. Button **133** is used to activate "dial-a-tag" for the tag currently highlighted. When button **133** is pressed with tag **T3** highlighted, a phone call is made by the communicator, via wireless network **200**, to Sarah's phone **300**.

Regarding the wireless communicator, aspects of the present invention relate to a communicator that inserts into various "hosts". A host is defined herein to mean a device that is able to operate independently when the communicator is not inserted therewithin, and whose capabilities are enriched

by the wireless communicator when the wireless communicator is inserted therewithin. Digital photo frame **100** is such a host.

Reference is made to FIG. **4**, which is an illustration of a communication system with communicators and hosts operative in accordance with an embodiment of the present invention. Shown in FIG. **4** are communicators **400a-400c**, including a 2.5G communicator for a GSM network, a 3G communicator for a GSM network, and CDMA communicator for a CDMA network. It will be appreciated by those skilled in the art that the networks illustrated in FIG. **4** are exemplary of a wide variety of networks and communication protocols that are supported by the communicators of the present invention, such networks and communication protocols including inter alia WiFi, Bluetooth and WiMax.

Also shown in FIG. **4** are hosts **500a-500h**. In accordance with an embodiment of the present invention, each of communicators **400a-400c** may be inserted into any of hosts **500a-500h**, so as to operate in combination therewith. Communicators **400a-400c** are substantially of the same form factor and, as such, are able to be inserted into each of hosts **500a-500h**.

Reference is made to FIG. **5**, which is an illustration of a communicator **400** being inserted into a host **500**, in accordance with an embodiment of the present invention. Host **500** as shown in FIG. **5** includes a hollow cavity at the top for insertion of communicator **400** therewithin.

Reference is made to FIG. **6**, which is a simplified block diagram of communicator **400** and digital photo frame **100** in accordance with an embodiment of the present invention. Communicator **400** includes eight primary components, as follows: a controller **410**, a modem **415** for sending and receiving voice and data, a user interface including a display screen **431** and a keypad **432**, a memory **440**, a power amplifier **460**, an antenna **470**, an interface **480** for connecting the communicator to digital photo frame **100** when the communicator is attached to digital photo frame **100**, and a subscriber identification module (SIM) **490**.

Controller **410** executes programmed instructions that control the data flow between communicator **400** and digital photo frame **100**. Modem **415** controls the communication functionality of communicator **400**. Memory **440** includes a contact list **445** of objects and their phone numbers. Power amplifier **460** includes a radio frequency (RF) interface **465**, and is connected to antenna **470**.

In accordance with an embodiment of the present invention, the interface between controller **410** and memory **440**, and the interface between controller **410** and modem **415** are both SD interfaces. The interface between controller **410** and interface **480** is a custom interface. Interface **480** may connect digital photo frame **100** and communicator **400** wirelessly, or may connect them physically by electrical connection.

Communicator **400** may also include an optional power management subsystem **450**, which includes charging circuitry for charging a battery **455**.

In some embodiments of the present invention, communicator **400** is operable as a standalone phone. In other embodiments of the present invention, communicator **400** is not operable as a standalone phone, and may be missing some of the components shown in FIG. **6**, such display screen **431** or keypad **432**.

Digital photo frame **100** includes four primary components, as follows: a controller **110**, a user interface including a display screen **120** and one or more buttons **130**, a memory **140**, and an interface **180** for connecting the digital photo frame to communicator **400** when communicator **400** is attached to the digital photo frame. Memory **140** stores a

database **145** of digital photos and tags associated with digital photos. A tag associated with a digital photo corresponds to an object appearing in the photo, as shown in FIGS. **2** and **3**.

Digital photo frame **100** may optionally include a cellular and/or WiFi modem **115**. Controller **110** generally includes an image processor **111**, and may optionally include a video processor **112** and an audio processor **113**. The user interface of digital photo frame **100** may optionally include a speaker and/or a microphone, for enabling or enhancing the audio capabilities of communicator **400**. Digital photo frame **100** may also include an optional power management subsystem **150** and an optional battery **155**. The user interface may optionally include additional components (not shown), such as a microphone, and a mono speaker or stereo speakers.

In accordance with an embodiment of the present invention, the interface between controller **110** and storage **140** is an SD interface. The interface between controller **110** and interface **180** is a custom interface. Interface **180** may connect digital photo frame **100** and communicator **400** wirelessly, or may connect them physically by electrical connection.

Reference is made to FIG. **7**, which is a simplified flow-chart of a method of making an outgoing phone call, via a communicator, by a digital photo frame, in accordance with an embodiment of the present invention. The steps of FIG. **7** are performed by a digital photo frame, such as digital photo frame **100** of FIG. **6**.

At step **1010** the digital photo frame renders a digital photo. At step **1020** the digital photo frame receives a user input command for making an outgoing phone call, the command relating to a selected one of the tags associated with the rendered digital photo. The user command may be invoked by touching a touch-sensitive screen in an area where the selected tag is displayed, as shown in FIG. **2**. Alternatively, the user command may be invoked by use of buttons to advance through the tags associated with the displayed digital photo and to select one of the tags, as shown in FIG. **3**.

At step **1030** the digital photo frame automatically determines a phone number for the object corresponding to the tag selected at step **1020**. In one embodiment of the present invention, step **1030** is performed using a join of two databases; namely, a database of photos and tags stored in the digital photo frame, and a database of objects and phone numbers stored in the communicator.

In this regard, reference is made to FIG. **8**, which is a simplified diagram of joining of a digital photo database **145** for a digital photo frame with a contact list database **445** for a communicator, in accordance with an embodiment of the present invention. Digital photo database **145** includes inter alia fields for a photo ID, a tag ID and an object ID. The photo ID is an identifier for one of the digital photos stored in the digital photo frame. The tag ID is an identifier for one of the tags associated with the digital photo identified by the photo ID. The object ID is an identifier for the object corresponding to the tag referenced by tag ID. Contact list database includes inter alia fields for an object ID and a phone number. The object ID is an identifier for an object.

Databases **145** and **445** may be joined by matching an object ID in a record of database **145** with an object ID in a record of database **445**. When the databases are joined, the digital photo frame is able to retrieve a phone number of the object corresponding to a tag of a digital photo. At step **1040** of FIG. **7** the digital photo frame automatically instructs the communicator to dial the retrieved phone number and support a phone conversation, thereby enabling the dial-a-tag functionality of the present invention. In an embodiment of the

present invention, the digital picture frame includes a speaker and microphone, to enable or enhance the audio capabilities of the communicator.

Reference is made to FIG. **9**, which is a simplified flow-chart of a method of receiving an incoming phone call, via a communicator, by a digital photo frame, in accordance with an embodiment of the present invention. The steps of FIG. **9** are performed by a digital photo frame, such as digital photo frame **100** of FIG. **6**.

The communicator receives an incoming phone call, and obtains a caller ID. At step **1110** the digital photo frame receives the caller ID from the communicator. At step **1120** the digital photo frame identifies the caller from the communicator's contact list. At step **1130** the digital photo frame identifies one or more digital photos that have associated tags corresponding to the caller identified at step **1120**. In one embodiment of the present invention, steps **1120** and **1130** are performed using the joined database shown in FIG. **8**. Specifically, the joined database enables the digital photo frame to identify records for digital photos in database **145** that are joined with the record in database **445** having a phone number that matches the caller ID received at step **1110**. It is noted that steps **1120** and **1130** are substantially reverse to step **1030** where a phone number is identified from a tag.

Finally, at step **1140** the digital photo frame renders the one or more digital photos identified at step **1130** in a slide show fashion, for the duration of the incoming call. The user of the digital photo frame is thus able to view photos of the object that is calling him.

Reference is made to FIG. **10**, which is a simplified flow-chart of a method for tagging objects appearing in photos when a communicator is not attached to a digital photo frame, and linking the photo tags to phone numbers when the communicator is subsequently attached to the digital photo frame, in accordance with an embodiment of the present invention. At step **1210** a user tags digital photos with tags corresponding to objects that appear in the photos. Step **1210** may be performed by means of the digital photo frame, or by means of any computing device that enables photo tagging.

At step **1220** the communicator is attached to the digital photo frame. At step **1230** the digital photo frame processes newly added tags that are not currently linked to phone numbers. For each such tag, the object corresponding to the tag is searched for in the communicator's contact list. In one embodiment of the present invention, step **1230** is performed by trying to match the object ID of the record for the tag in database **145**, with the object ID of a record in database **445**. If a match is found, as determined at step **1240**, then at step **1250** the digital photo frame enables the user to link the phone number of the object ID with the tag. The linked phone number would then be the phone number called by the dial-a-tag functionality when the tag is activated.

Otherwise, if a match is not found, as determined at step **1240**, then at step **1260** the digital photo frame enables the user to select a record from database **445** to match with the tag. The phone number in the selected record is then linked to the tag. Alternatively, the user may create a new record in database **445** to match with the tag. The phone number in the newly created record is then linked to the tag. After step **1250** or **1260**, the method returns to step **1230** to process a next currently unlinked tag, for linking a phone number thereto.

The digital photo frame also enables the user to change a phone number currently linked with a tag, to a different phone number.

Reference is made to FIG. **11**, which is a simplified flow-chart of a method for tagging objects appearing in photos and linking the photo tags to phone numbers, when a communi-

cator is attached to a digital photo frame, in accordance with an embodiment of the present invention. At step **1310** the communicator is attached to the digital photo frame. At step **1320** the digital photo frame enables a user to create a new tag for a digital photo. At step **1330** the digital photo frame enables the user to select an object from the communicator's contact list. The phone number of the selected object is then linked to the new tag. Alternatively, the user may create a new object. The phone number of the newly created object is then linked to the new tag. The method then returns to step **1320** to create a next new tag.

In reading the above description, persons skilled in the art will appreciate that there are many apparent variations that can be applied to the methods and systems described. One such variation is, after joining the databases **145** and **445** (FIG. **8**), storing the phone numbers of objects corresponding to tags in digital photo frame database **145**. In this case, the methods of FIGS. **7** and **9** are performed without the need to access the contact list of the mobile communicator.

In the foregoing specification, the invention has been described with reference to specific exemplary embodiments thereof. It will, however, be evident that various modifications and changes may be made to the specific exemplary embodiments without departing from the broader spirit and scope of the invention as set forth in the appended claims. Accordingly, the specification and drawings are to be regarded in an illustrative rather than a restrictive sense.

What is claimed is:

1. A digital photo frame, comprising:

a memory for storing a plurality of digital photos, and name tags associated with the digital photos, where a name tag for a digital photo corresponds to an object appearing in the digital photo;

a screen for displaying the digital photos;

an interface for making connection with a handheld wireless communicator, wherein the communicator comprises a storage for storing a contact list of phone numbers for objects; and

a controller, coupled with said memory and said interface, for receiving a caller ID for an incoming call answered by the communicator, for identifying an object in the contact list in the communicator storage whose phone number matches the caller ID, for identifying one or more of the plurality of digital photos in said memory that have an associated name tag corresponding to the

identified object, and for rendering the identified digital photos on said screen while the incoming call is in progress on the communicator.

2. The digital photo frame of claim **1** wherein name tags correspond to objects taken from the group consisting of people, business establishments, organizations, governments and municipalities, geographical sites, entertainment services and information services.

3. The digital photo frame of claim **1** where said interface makes an electrical connection with the communicator.

4. The digital photo frame of claim **1** wherein said interface makes a wireless connection with the communicator.

5. The digital photo frame of claim **1** wherein the wireless connection is a Bluetooth connection.

6. The digital photo frame of claim **1** wherein the wireless connections is a WiFi connection.

7. The digital photo frame of claim **1** wherein said controller renders any of a plurality of digital videos on said screen, wherein one or more name tags are associated with the plurality of digital videos, and wherein said controller identifies one or more of the plurality of digital videos that have an associated name tag corresponding to the identified object, and renders the identified digital videos on said screen while the incoming call is in progress.

8. A method for communication using a digital photo frame, comprising:

receiving a caller ID for an incoming phone call via a communicator;

automatically querying a contact list database in the communicator to determine the identity of the caller;

automatically querying a digital photo database in a digital photo frame to identify one or more digital photos that have name tags corresponding to the caller, wherein a name tag for a digital photo corresponds to an object appearing in the photo; and

automatically rendering the identified one or more digital photos on the digital photo frame while the incoming call is in progress on the communicator.

9. The method of claim **8** wherein name tags correspond to objects taken from the group consisting of people, business establishments, organizations, governments and municipalities, geographical sites, entertainment services and information services.

* * * * *